



**JK AGRI GENETICS LTD**

LINK HOUSE, 3 - BAHADUR SHAH ZAFAR MARG,  
NEW DELHI - 110 002.  
(formerly Florence Alumina Ltd.)

JKAGL: SECTL: SE: 2014

14<sup>th</sup> April 2014

BSE Ltd. Phiroze Jeejeebhoy Towers Dalal Street, Fort Mumbai-400 001	The Calcutta Stock Exchange Ltd. 7, Lyons Range Kolkata - 700 001
Fax No.: 022-22723121 / 22722037	Fax No.: 033-22104492/40253017
Scrip Code: 536493	Scrip Code: 20262

Dear Sir,

Re: Clause 35 of the Listing Agreement

In terms of Clause 35 of the Listing Agreement, we enclose herewith 'Shareholding Pattern' in the prescribed format, as at the quarter ended 31<sup>st</sup> March 2014.

Thanking you,

Yours faithfully,  
For JK Agri Genetics Ltd.

(Anoop Singh Gusain)  
Company Secretary

Encl: As above



Corporate Identity Number : L01400WB2000PLC091286, Website : www.jkseeds.net

ADMN OFF : PHONE : 23311112 CABLE : JEKE TYRE, TELEX : 031 - 65761, FAX : 91-011-3322059

DIVN OFF : 1-10-177, 4th FLOOR, VARUN TOWERS, BEGUMPEI, HYDERABAD - 500 016 (INDIA)

PHONE : 66313858, FAX : 091-40-27764943, GRAMS : JK SEEDS, E-mail : info@jkseeds.net


REGD OFF : 7, COUNCIL HOUSE STREET, KOLKATA - 700 001. PHONE : 22488343, FAX : 22481641

**Introductory sub-table (I)(a)**


<b>Name of the Company: JK AGRI GENETICS LTD.</b>			
<b>Scrip Code, Name of the scrip, Class of security: BSE: 536493; CSE : 20262; EQUITY SHARES</b>			
<b>Quarter ended: 31st March 2014</b>			
<b>Partly paid-up shares:-</b>	<b>No. of partly paid-up shares</b>	<b>As a % of total no. of partly paid-up shares</b>	<b>As a % of total no. of shares of the company</b>
Held by promoter/promoter group			
Held by public			
<b>Total</b>			<b>NOT APPLICABLE</b>
<b>Outstanding convertible securities:-</b>	<b>No. of outstanding securities</b>	<b>As a % of total no. of outstanding convertible securities</b>	<b>As a % of total no. of shares of the company, assuming full conversion of the convertible securities</b>
Held by promoter/promoter group			
Held by public			
<b>Total</b>			<b>NOT APPLICABLE</b>
<b>Warrants:-</b>	<b>No. of warrants</b>	<b>As a % of total no. of warrants</b>	<b>As a % of total no. of shares of the company, assuming full conversion of warrants</b>
Held by promoter/promoter group			
Held by public			
<b>Total</b>			<b>NOT APPLICABLE</b>
<b>Total paid-up capital of the company, assuming full conversion of warrants and convertible securities</b>	<b>No. of Equity Shares</b>		
	3603906		100



Statement Showing Shareholding Pattern								
Category code	Category of Shareholder	Number of Shareholders	Table (I)(a)		Total shareholding as a percentage of total number of shares		Shares Pledged or otherwise encumbered	
			Total number of shares	Number of shares held in dematerialized form	As a percentage of (A+B) <sup>1</sup>	As a percentage of (A+B+C)	Number of shares	As a percentage
(I)	(II)	(III)	(IV)	(V)	(VI)	(VII)	(VIII)	(IX)= (VIII)/(IV)*100
<b>(A)</b>	<b>Shareholding of Promoter and Promoter Group<sup>2</sup></b>							
<b>1</b>	<b>Indian</b>							
(a)	Individuals/ Hindu Undivided Family	14	57147	57147	1.59	1.59	-	-
(b)	Central Government/ State Government(s)	-	-	-	-	-	-	-
(c)	Bodies Corporate	2	2299533	2299533	63.81	63.81	-	-
(d)	Financial Institutions/ Banks	-	-	-	-	-	-	-
(e)	Any Others(Specify)	-	-	-	-	-	-	-
(e-i)								
(e-ii)								
	<b>Sub Total(A)(1)</b>	<b>16</b>	<b>2356680</b>	<b>2356680</b>	<b>65.39</b>	<b>65.39</b>	<b>-</b>	<b>-</b>
<b>2</b>	<b>Foreign</b>							
a	Individuals (Non-Residents Individuals/ Foreign Individuals)	-	-	-	-	-	-	-
b	Bodies Corporate	-	-	-	-	-	-	-
c	Institutions	-	-	-	-	-	-	-
d	Qualified Foreign Investors	-	-	-	-	-	-	-
e	Any Others(Specify)	-	-	-	-	-	-	-
e-i								
d-ii								
	<b>Sub Total(A)(2)</b>	<b>-</b>	<b>-</b>	<b>-</b>	<b>-</b>	<b>-</b>	<b>-</b>	<b>-</b>
	<b>Total Shareholding of Promoter and Promoter Group (A)= (A)(1)+(A)(2)</b>	<b>16</b>	<b>2356680</b>	<b>2356680</b>	<b>65.39</b>	<b>65.39</b>	<b>-</b>	<b>-</b>



<b>(B)</b>	<b>Public shareholding</b>							N.A.	N.A.
<b>1</b>	<b>Institutions</b>							N.A.	N.A.
(a)	Mutual Funds/ UTI	6	750	714	0.02	0.02			
(b)	Financial Institutions / Banks	12	268	88	0.01	0.01			
(c)	Central Government/ State Government(s)	-	-	-	-	-			
(d)	Venture Capital Funds	-	-	-	-	-			
(e)	Insurance Companies	3	30	15	0.00	0.00			
(f)	Foreign Institutional Investors	-	-	-	-	-			
(g)	Foreign Venture Capital Investors	-	-	-	-	-			
(h)	Qualified Foreign Investors	-	-	-	-	-			
i	Any Other (specify)								
(i-i)									
(i-ii)									
	<b>Sub-Total (B)(1)</b>	<b>21</b>	<b>1048</b>	<b>817</b>	<b>0.03</b>	<b>0.03</b>			
<b>B 2</b>	<b>Non-institutions</b>							N.A.	N.A.
(a)	Bodies Corporate	189	540770	540317	15.01	15.01			
(b)	Individuals								
I	Individuals -i. Individual shareholders holding nominal share capital up to Rs 1 lakh	8990	303737	268328	8.43	8.43			
II	ii. Individual shareholders holding nominal share capital in excess of Rs. 1 lakh.	5	167827	167827	4.66	4.66			
(c)	Qualified Foreign Investors	-	-	-	-	-			
(d)	Any Other (specify)								
(d-i)	Clearing Members	13	900	900	0.02	0.02			
(d-ii)	Directors & Relatives (other than Promoter)	1	3	3	0.00	0.00			
(d-iii)	Overseas Corporate Body	1	217749	217749	6.04	6.04			
(d-iv)	Non-Resident Indian	57	15141	14999	0.42	0.42			
(d-v)	Trust	2	51	51	0.00	0.00			
	<b>Sub-Total (B)(2)</b>	<b>9258</b>	<b>1246178</b>	<b>1210174</b>	<b>34.58</b>	<b>34.58</b>			



(B)	<b>Total Public Shareholding (B)= (B)(1)+(B)(2)</b>	9279	1247226	1210991	34.61	34.61	N.A.	N.A.
	<b>TOTAL (A)+(B)</b>	9295	3603906	3567671	100.00	100.00		
(C)	<b>Shares held by Custodians and against which Depository Receipts have been issued</b>							
					N.A.		N.A.	N.A.
1	Promoter and Promoter Group	-	-	-	-	-		
2	Public	-	-	-	-	-		
	<b>Sub-Total (C)</b>	-	-	-	-	-		
	<b>GRAND TOTAL (A)+(B)+(C)</b>	9295	3603906	3567671	100.00	100.00	-	-




Sr.No	Notes
1	Individuals under category "Public Shareholding -Non-Institutions" (Category -B2(b)) includes HUF Shareholders.
2	N.A. -Not Applicable
3	The Company has not issued any convertible securities or warrants, hence there is no diluted share capital.



**(I)(b) Statement showing holding of securities (including shares, warrants, convertible securities) of persons belonging to the category “Promoter and Promoter Group”**

Sr. No.	Name of the Shareholder	Details of Shares held		Encumbered shares (*)			Details of warrants		Details of convertible securities		Total shares (including underlying shares assuming full conversion of warrants and convertible securities) as a % of diluted share capital
		Number of shares held	As a % of grand total (A)+(B)+(C)	No.	As a percentage	As a % of grand total (A)+(B)+(C) of sub-clause (I)(a)	Number of warrants held	As a % total number of warrants of the same class	Number of convertible securities held	As a % total number of convertible securities of the same class	
(I)	(II)	(III)	(IV)	(V)	(VI)=(V)/(III)*100	(VII)	(VIII)	(IX)	(X)	(XI)	(XII)
	<b>Promoter and Promoter Group</b>										
1	Bengal & Assam Company Ltd.	799533	22.19	-	-	-	-	-	-	-	22.19
2	Shri Hari Shankar Singhania (since deceased)	11986	0.33	-	-	-	-	-	-	-	0.33
3	Shri Bharat Hari Singhania	7852	0.22	-	-	-	-	-	-	-	0.22
4	Dr. Raghupati Singhania	2544	0.07	-	-	-	-	-	-	-	0.07
5	Shri Harsh Pati Singhania	744	0.02	-	-	-	-	-	-	-	0.02
6	Shri Vikrampati Singhania	744	0.02	-	-	-	-	-	-	-	0.02
7	Smt. Sunanda Singhania	9000	0.25	-	-	-	-	-	-	-	0.25
8	Smt. Vinita Singhania	903	0.03	-	-	-	-	-	-	-	0.03
9	Shri Anshuman Singhania	693	0.02	-	-	-	-	-	-	-	0.02
10	Shri Shrivats Singhania	94	0.00	-	-	-	-	-	-	-	0.00
11	Shri Anshuman Singhania- (Karta of Shripati Singhania HUF)	11172	0.31	-	-	-	-	-	-	-	0.31
12	Shri Bharat Hari Singhania (HUF)	3420	0.09	-	-	-	-	-	-	-	0.09
13	Dr. Raghupati Singhania (HUF)	1200	0.03	-	-	-	-	-	-	-	0.03
14	Shri Harsh Pati Singhania (HUF)	3420	0.09	-	-	-	-	-	-	-	0.09
15	Shri Vikrampati Singhania (HUF)	3375	0.09	-	-	-	-	-	-	-	0.09
16	Florence Investech Ltd.	1500000	41.62								41.62



17	JK Tyre & Industries Ltd.	-	-	-	-	-	-	-	-	-	-
18	JK Paper Ltd.	-	-	-	-	-	-	-	-	-	-
19	JK Lakshmi Cement Ltd.	-	-	-	-	-	-	-	-	-	-
20	Juggilal Kamlapat Udyog Ltd.	-	-	-	-	-	-	-	-	-	-
21	BMF Investments Ltd.	-	-	-	-	-	-	-	-	-	-
22	J.K. Fenner (India) Ltd. (Formerly Fenner (India) Ltd.)	-	-	-	-	-	-	-	-	-	-
23	Nav Bharat Vanijya Ltd.	-	-	-	-	-	-	-	-	-	-
24	Param Shubham Vanijya Ltd.	-	-	-	-	-	-	-	-	-	-
25	J.K. Credit & Finance Ltd.	-	-	-	-	-	-	-	-	-	-
26	Pranav Investment (M.P.) Company Ltd.	-	-	-	-	-	-	-	-	-	-
27	Hansdeep Industries and Trading Company Ltd.	-	-	-	-	-	-	-	-	-	-
28	Bhopal Udyog Ltd.	-	-	-	-	-	-	-	-	-	-
29	Accurate Finman Services Ltd.	-	-	-	-	-	-	-	-	-	-
30	Sago Trading Ltd.	-	-	-	-	-	-	-	-	-	-
31	Dwarkesh Energy Ltd.	-	-	-	-	-	-	-	-	-	-
32	Southern Spinners and Processors Ltd.	-	-	-	-	-	-	-	-	-	-
33	Modern Cotton Yarn Spinners Ltd.	-	-	-	-	-	-	-	-	-	-
34	LVP Foods Pvt. Ltd.	-	-	-	-	-	-	-	-	-	-
35	Umang Dairies Ltd.	-	-	-	-	-	-	-	-	-	-
36	M/s Yashodhan Enterprises	-	-	-	-	-	-	-	-	-	-
37	M/s Juggilal Kamlapat Lakshmiapat	-	-	-	-	-	-	-	-	-	-
<b>TOTAL</b>		<b>2356680</b>	<b>65.39</b>	-	-	-	-	-	-	-	<b>65.39</b>

(\* The term "encumbrance" has the same meaning as assigned to it in regulation 28(3) of the SAST Regulations, 2011

S.No. 17 to 37 are part of the Promoter Group of the Company. Their names have been shown above with a view to maintain consistency in the disclosures pursuant to Clause 35 of the Listing Agreement and Regulation 30(2) of SEBI Takeover Code 2011, of the Transferor Company.





**(I)(c)(i) Statement showing holding of securities (including shares, warrants, convertible securities) of persons belonging to the category “Public” and holding more than 1% of the total number of shares**

Sr. No.	Name of the shareholder	Number of shares held	Shares as a percentage of total number of shares {i.e., Grand Total (A)+(B)+(C) indicated in Statement at para (I)(a) above}	Details of warrants		Details of convertible securities		Total shares (including underlying shares assuming full conversion of warrants and convertible securities) as a % of diluted share capital
				Number of warrants held	As a % total number of warrants of the same class	Number of convertible securities held	% w.r.t total number of convertible securities of the same class	
1	Alchemist Capital Limited	105000	2.91	-	-	-	-	2.91
2	Alchemist Holdings Limited	104528	2.90	-	-	-	-	2.90
3	Ennar Star Trade Limited	60971	1.69	-	-	-	-	1.69
4	KDS Corporation Private Limited	104791	2.91	-	-	-	-	2.91
5	Shah Bahubali Shantilal	115200	3.20	-	-	-	-	3.20
6	Edgefield Securities Limited	217749	6.04	-	-	-	-	6.04
<b>TOTAL</b>		<b>708239</b>	<b>19.65</b>	-	-	-	-	<b>19.65</b>



**(I)(c)(ii) Statement showing holding of securities (including shares, warrants, convertible securities) of persons (together with PAC) belonging to the category "Public" and holding more than 5% of the total number of shares of the company**

Sr. No.	Name(s) of the shareholder(s) and the Persons Acting in Concert (PAC) with them	Number of shares	Shares as a percentage of total number of shares {i.e., Grand Total (A)+(B)+(C) indicated in Statement at para (I)(a) above}	Details of warrants		Details of convertible securities		Total shares (including underlying shares assuming full conversion of warrants and convertible securities) as a % of diluted share capital
				Number of warrants	As a % total number of warrants of the same class	Number of convertible securities held	% w.r.t total number of convertible securities of the same class	
1	Edgefield Securities Limited	217749	6.04	-	-	-	-	6.04
	<b>Total</b>	217749	6.04					6.04



(I)(d) Statement showing details of locked-in shares

Sr. No.	Name of the shareholder	Number of locked-in shares	Locked-in shares as a percentage of total number of shares {i.e., Grand Total (A)+(B)+(C) indicated in Statement at para (I)(a) above}	Promoter/Promoter Group/ Public
1				
2				
<b>TOTAL</b>				

(II)(a) Statement showing details of Depository Receipts (DRs)

Sr. No.	Type of outstanding DR (ADRs, GDRs, SDRs, etc.)	Number of outstanding DRs	Number of shares underlying outstanding DRs	Shares underlying outstanding DRs as a percentage of total number of shares {i.e., Grand Total (A)+(B)+(C) indicated in Statement at para (I)(a) above}
1				
2				
<b>TOTAL</b>				

(II)(b) Statement showing holding of Depository Receipts (DRs), where underlying shares held by "promoter/promoter group" are in excess of 1% of the total number of shares

Sr. No.	Name of the DR Holder	Type of outstanding DR (ADRs, GDRs, SDRs, etc.)	Number of shares underlying outstanding DRs	Shares underlying outstanding DRs as a percentage of total number of shares {i.e., Grand Total (A)+(B)+(C) indicated in Statement at para (I)(a) above}
1				
2				
<b>TOTAL</b>				



III (a) Statement showing the voting pattern of shareholders, if more than one class of shares/securities is issued by the Issuer

Not Applicable as the Company has issued only one class of Equity Shares with equal voting rights.

For JK Agri Genetics Ltd.



Place: New Delhi  
Date: 14/04/2014

A handwritten signature in black ink, appearing to read 'Anoop'.

Anoop Singh Gusain  
(Company Secretary)