

Shareholding Pattern under Regulation 31 of SEBI (Listing Obligations and Disclosure Requirements) Regulations, 2015

- 1 Name of Listed Entity: **JK Agri Genetics Ltd.**
- 2 Scrip Code/ Name of Scrip/ Class of Security : **536493/ Equity Shares**
- 3 Share Holding Pattern Filed under Reg. 31(1)(b) for the Quarter ended : **31st December, 2015**
- 4 Declaration: The Listed entity is required to submit the following declaration to the extent of submission of information:-

S. No	Particulars	Yes*	No*
1	Whether the Listed Entity has issued any partly paid up shares?	-	No
2	Whether the Listed Entity has issued any Convertible Securities or Warrants?	-	No
3	Whether the Listed Entity has any shares against which depository receipts are issued?	-	No
4	Whether the Listed Entity has any shares in locked-in?	-	No
5	Whether any shares held by promoters are pledge or otherwise encumbered?	-	No

* If the Listed Entity selects the option 'No' for the questions above, the columns for the partly paid up shares, Outstanding Convertible Securities/Warrants, depository receipts, locked-in shares, No of shares pledged or otherwise encumbered by promoters, as applicable, shall not be displayed at the time of dissemination on the Stock Exchange website. Also wherever there is 'No' declared by Listed Entity in above table the values will be considered as 'Zero' by default on submission of the format of holding of specified securities.

- 5 The tabular format for disclosure of holding of specified securities is as follows:-




Table I - Summary Statement holding of specified securities

Category (I)	Category of shareholder (II)	Nos. of shareholders (III)	No. of fully paid up equity shares held (IV)	No. of Partly paid-up equity shares held (V)	No. of shares underlying Depository Receipts (VI)	Total nos. shares held (VII) = (IV)+(V)+ (VI)	Shareholding as a % of total no. of shares (calculated as per SCRR, 1957) (VIII) As a % of (A+B+C2)	Number of Voting Rights held in each class of securities (IX)			No. of Shares Underlying Outstanding convertible securities (including Warrants) (X)	Shareholding, as a % assuming full conversion of convertible securities (as a percentage of diluted share capital) (XI)= (VII)+(X) As a % of (A+B+C2)	Number of Locked in shares (XII)		Number of Shares pledged or otherwise encumbered (XIII)		Number of equity shares held in dematerialized form (XIV)	
								No of Voting Rights					Total as a % of (A+B+C)	No. (a)	As a % of total Shares held (b)	No. (a)		As a % of total Shares held (b)
								Class eg : X	Class eg:y	Total								
(A)	Promoter & Promoter Group	19	2,356,980	0	0	2,356,980	65.40	2,356,980	0	2,356,980	65.40	0	65.40	0	0.00	NA	NA	2,356,980
(B)	Public	8122	1,246,926	0	0	1,246,926	34.60	1,246,926	0	1,246,926	34.60	0	34.60	0	0.00	NA	NA	1,218,893
(C)	Non Promoter-Non Public	0	0	0	0	0	0.00	0	0	0	0.00	0	0.00	0	0.00	NA	NA	0
(C1)	Shares underlying DRs	0	0	0	0	0	NA	0	0	0	0.00	0	0.00	0	0.00	NA	NA	0
(C2)	Shares held by Employee Trusts	0	0	0	0	0	0.00	0	0	0	0.00	0	0.00	0	0.00	NA	NA	0
	Total	8141	3,603,906	0	0	3,603,906	100.00	3,603,906	0	3,603,906	100.00	0	100.00	0	0.00	NA	NA	3,575,873




Table II - Statement showing shareholding pattern of the Promoter and Promoter Group

Category & Name of the Shareholders (I)	PAN (II)	No. of shareholder (III)	No. of fully paid up equity shares held (IV)	Partly paid-up equity shares held (V)	Nos. of shares underlying Depository Receipts (VI)	Total nos. shares held (VII = IV+V+VI)	Shareholding % calculated as per SCRR, 1957 As a % of (A+B+C2) (VIII)	Number of Voting Rights held in each class of securities (IX)				No. of Shares Underlying Outstanding convertible securities (including Warrants) (X)	Shareholding, as a % assuming full conversion of convertible securities (as a percentage of diluted share capital) (XI) = (VII)+(X) as a % of A+B+C2	Number of Locked in shares (XII)		Number of Shares pledged or otherwise encumbered (XIII)		Number of equity shares held in dematerialized form (XIV)	
								No of Voting Rights			Total as a % of Total Voting rights			No. (a)	As a % of total Shares held (b)	No. (a)	As a % of total Shares held (b)		
								Class eg : X	Class:Y	Total									
(A1) Indian																			
(a) Individuals/Hindu Undivided Family		13	45,161	0	0	45,161	1.25	45,161	0	45,161	1.25	0	1.25	0	0.00	0	0.00	45,161	
Promoter Group																			
1. Bharat Hari Singhania			7,852	0	0	7,852	0.22	7,852	0	7,852	0.22	0	0.22	0	0.00	0	0.00	7,852	
2. Raghupati Singhania			2,544	0	0	2,544	0.07	2,544	0	2,544	0.07	0	0.07	0	0.00	0	0.00	2,544	
3. Harsh Pati Singhania			744	0	0	744	0.02	744	0	744	0.02	0	0.02	0	0.00	0	0.00	744	
4. Vikrampati Singhania			744	0	0	744	0.02	744	0	744	0.02	0	0.02	0	0.00	0	0.00	744	
5. Sunanda Singhania			9,000	0	0	9,000	0.25	9,000	0	9,000	0.25	0	0.25	0	0.00	0	0.00	9,000	
6. Vinita Singhania			903	0	0	903	0.03	903	0	903	0.03	0	0.03	0	0.00	0	0.00	903	
7. Anshuman Singhania			693	0	0	693	0.02	693	0	693	0.02	0	0.02	0	0.00	0	0.00	693	
8. Shrivats Singhania			94	0	0	94	0.00	94	0	94	0.00	0	0.00	0	0.00	0	0.00	94	
9. Anshuman Singhania (Karta of Shripati Singhania HUF)			11,172	0	0	11,172	0.31	11,172	0	11,172	0.31	0	0.31	0	0.00	0	0.00	11,172	
10. Bharat Hari Singhania (HUF)			3,420	0	0	3,420	0.09	3,420	0	3,420	0.09	0	0.09	0	0.00	0	0.00	3,420	
11. Raghupati Singhania (HUF)			1,200	0	0	1,200	0.03	1,200	0	1,200	0.03	0	0.03	0	0.00	0	0.00	1,200	
12. Harsh Pati Singhania (HUF)			3,420	0	0	3,420	0.09	3,420	0	3,420	0.09	0	0.09	0	0.00	0	0.00	3,420	
13. Vikrampati Singhania (HUF)			3,375	0	0	3,375	0.09	3,375	0	3,375	0.09	0	0.09	0	0.00	0	0.00	3,375	
(b) Central Government/State Government(s)			0	0	0	0	0.00	0	0	0	0.00	0	0.00	0	0.00	0	0.00	0	



Category & Name of the Shareholders (I)	PAN (II)	No. of shareholder (III)	No. of fully paid up equity shares held (IV)	Partly paid-up equity shares held (V)	Nos. of shares underlying Depository Receipts (VI)	Total nos. shares held (VII = IV+V+VI)	Shareholding % calculated as per SCRR, 1957 As a % of (A+B+C2) (VIII)	Number of Voting Rights held in each class of securities (IX)			No. of Shares Underlying Outstanding convertible securities (including Warrants) (X)	Shareholding, as a % assuming full conversion of convertible securities (as a percentage of diluted share capital) (XI) = (VII)+(X) as a % of A+B+C2	Number of Locked in shares (XII)		Number of Shares pledged or otherwise encumbered (XIII)		Number of equity shares held in dematerialized form (XIV)	
								No of Voting Rights					Total as a % of Total Voting rights	No. (a)	As a % of total Shares held (b)	No. (a)		As a % of total Shares held (b)
								Class eg : X	Class:Y	Total								
(c) Financial Institutions/Banks		0	0	0	0	0	0.00	0	0	0	0.00	0	0.00	0	0.00	0	0.00	0
(d) Any Others: Body Corporate Promoter		6	2,311,819	0	0	2,311,819	64.15	2,311,819	0	2,311,819	64.15	0	64.15	0	0.00	0	0.00	2,311,819
1 Bengal & Assam Company Ltd.			799,533	0	0	799,533	22.19	799,533	0	799,533	22.19	0	22.19	0	0.00	0	0.00	799,533
Promoter Group																		
2 Accurate Finman Services Ltd.			100	0	0	100	0.00	100	0	100	0.00	0	0.00	0	0.00	0	0.00	100
3 Nav Bharat Vanija Ltd.			100	0	0	100	0.00	100	0	100	0.00	0	0.00	0	0.00	0	0.00	100
4 BMF Investments Ltd.			100	0	0	100	0.00	100	0	100	0.00	0	0.00	0	0.00	0	0.00	100
5 Florence Investech Ltd.			1,500,000	0	0	1,500,000	41.62	1,500,000	0	1,500,000	41.62	0	41.62	0	0.00	0	0.00	1,500,000
6 Hari Shankar Singhania Holdings Pvt. Ltd.			11,986	0	0	11,986	0.33	11,986	0	11,986	0.33	0	0.33	0	0.00	0	0.00	11,986
Sub-Total(A)(1)		19	2,356,980	0	0	2,356,980	65.40	2,356,980	0	2,356,980	65.40	0	65.40	0	0.00	0	0.00	2,356,980
(A2) Foreign		0	0	0	0	0	0.00	0	0	0	0.00	0	0.00	0	0.00	0	0.00	0
(a) Individuals (Non-Resident Individuals/ Foreign Individuals)		0	0	0	0	0	0.00	0	0	0	0.00	0	0.00	0	0.00	0	0.00	0
(b) Government		0	0	0	0	0	0.00	0	0	0	0.00	0	0.00	0	0.00	0	0.00	0
(c) Institutions		0	0	0	0	0	0.00	0	0	0	0.00	0	0.00	0	0.00	0	0.00	0
(d) Foreign Portfolio Investor		0	0	0	0	0	0.00	0	0	0	0.00	0	0.00	0	0.00	0	0.00	0
(e) Any Others (specify)		0	0	0	0	0	0.00	0	0	0	0.00	0	0.00	0	0.00	0	0.00	0
Sub-Total (A)(2)		0	0	0	0	0	0.00	0	0	0	0.00	0	0.00	0	0.00	0	0.00	0
Total Shareholding of Promoter and Promoter Group (A)= (A)(1)+(A)(2)		19	2,356,980	0	0	2,356,980	65.40	2,356,980	0	2,356,980	65.40	0	65.40	0	0.00	0	0.00	2,356,980

Table III - Statement showing shareholding pattern of the Public Shareholder

Category & Name of the Shareholders (I)	PAN (II)	No. of shareholders (III)	No. of fully paid up equity shares held (IV)	Partly paid-up equity shares held (V)	Nos. of shares underlying Depository Receipts (VI)	Total nos. shares held (VII = IV+V+VI)	Shareholding % calculated as per SCRR, 1957 As a % of (A+B+C2) (VIII)	Number of Voting Rights held in each class of securities (IX)			No. of Shares Underlying Outstanding convertible securities (including Warrants) (X)	Total Shareholding, as a % assuming full conversion of convertible securities (as a percentage of diluted share capital) (XI)	Number of Locked in shares (XII)		Number of Shares pledged or otherwise encumbered (XIII)		Number of equity shares held in dematerialized form (XIV)	
								No of Voting Rights					Total as a % of Total Voting rights	No. (a)	As a % of total Shares held (b)	No. (a)		As a % of total Shares held (NA)(b)
								Class eg : X	Class :Y	Total								
(B1) Institutions																		
(a) Mutual Fund		5	243	0	0	243	0.01	243	0	243	0.01	0	0.01	0	0.00	NA	NA	207
(b) Venture Capital Funds		0	0	0	0	0	0.00	0	0	0	0.00	0	0.00	0	0.00	NA	NA	0
(c) Alternate investment Funds		0	0	0	0	0	0.00	0	0	0	0.00	0	0.00	0	0.00	NA	NA	0
(d) Foreign Venture Capital Investors		0	0	0	0	0	0.00	0	0	0	0.00	0	0.00	0	0.00	NA	NA	0
(e) Foreign Portfolio Investors		0	0	0	0	0	0.00	0	0	0	0.00	0	0.00	0	0.00	NA	NA	0
(f) Financial Institutions/ Banks		12	268	0	0	268	0.01	268	0	268	0.01	0	0.01	0	0.00	NA	NA	88
(g) Insurance Companies		3	30	0	0	30	0.00	30	0	30	0.00	0	0.00	0	0.00	NA	NA	15
(h) Provident Funds/ Pension Funds		0	0	0	0	0	0.00	0	0	0	0.00	0	0.00	0	0.00	NA	NA	0
(i) Any Others (specify)		0	0	0	0	0	0.00	0	0	0	0.00	0	0.00	0	0.00	NA	NA	0
Sub-Total(B)(1)		20	541	0	0	541	0.02	541	0	541	0.02	0	0.02	0	0.00	NA	NA	310
(B2) Central Government/ State Government(s)/ President of India		0	0	0	0	0	0.00	0	0	0	0.00	0	0.00	0	0.00	NA	NA	0
Sub-Total (B)(2)		0	0	0	0	0	0.00	0	0	0	0.00	0	0.00	0	0.00	NA	NA	0
(B3) Non-Institutions																		
(a) (i) Individual shareholders holding nominal share capital up to Rs. 2 lakhs.		7,869	397,459	0	0	397,459	11.03	397,459	0	397,459	11.03	0	11.03	0	0.00	NA	NA	370,137
(a) (ii) Individual shareholders holding nominal share capital in excess of Rs. 2 lakhs: (1) Shah Bahubali Shantilal		1	114,288	0	0	114,288	3.17	114,288	0	114,288	3.17	0	3.17	0	0.00	NA	NA	114,288
(2) Others		1	26,000	0	0	26,000	0.72	26,000	0	26,000	0.72	0	0.72	0	0.00	NA	NA	26,000

	Category & Name of the Shareholders (I)	PAN (II)	No. of shareholders (III)	No. of fully paid up equity shares held (IV)	Partly paid up equity shares held (V)	Nos. of shares underlying Depository Receipts (VI)	Total nos. shares held (VII) = (IV+V+VI)	Shareholding % calculated as per SCRR, 1957 As a % of (A+B+C2) (VIII)	Number of Voting Rights held in each class of securities (IX)			No. of Shares Underlying convertible securities (including Warrants) (X)	Total Shareholding, as a % assuming full conversion of convertible securities (as a percentage of diluted share capital) (XI)	Number of Locked in shares (XII)		Number of Shares pledged or otherwise encumbered (XIII)		Number of equity shares held in dematerialized form (XIV)	
									No of Voting Rights		Total as a % of Total Voting rights			No. (a)	As a % of total Shares held (b)	No. (a)	As a % of total Shares held (NA)(b)		
									Class eg : X	Class :Y									Total
(b)	NBFCs registered with RBI		0	0	0	0	0	0.00	0	0	0	0.00	0	0.00	0	0.00	NA	NA	0
(c)	Employee Trusts		0	0	0	0	0	0.00	0	0	0	0.00	0	0.00	0	0.00	NA	NA	0
(d)	Overseas Depositories (holding DRs) (balancing figure)		0	0	0	0	0	0.00	0	0	0	0.00	0	0.00	0	0.00	NA	NA	0
e(i)	Any Other: Body Corporates																		
	(1) Alchemist Capital Ltd.		1	105,000	0	0	105,000	2.91	105,000	0	105,000	2.91	0	2.91	0	0.00	NA	NA	105,000
	(2) Alchemist Holdings Ltd.		1	104,528	0	0	104,528	2.90	104,528	0	104,528	2.90	0	2.90	0	0.00	NA	NA	104,528
	(3) KDS Corporation Pvt. Ltd.		1	89,126	0	0	89,126	2.47	89,126	0	89,126	2.47	0	2.47	0	0.00	NA	NA	89,126
	(4) Body Corporate Others		153	171594	0	0	171594	4.76	171594	0	171594	4.76	0	4.76	0	0.00	NA	NA	171256
e(ii)	Edgefield Securities Ltd. Overseas Corporate Body		1	217,749	0	0	217,749	6.04	217,749	0	217,749	6.04	0	6.04	0	0.00	NA	NA	217,749
e(iii)	Non Resident Indians		72	20,515	0	0	20,515	0.57	20,515	0	20,515	0.57	0	0.57	0	0.00	NA	NA	20,373
e(iv)	Trust		2	126	0	0	126	0.00	126	0	126	0.00	0	0.00	0	0.00	NA	NA	126
	Sub-Total (B)(3)		8,102	1,246,385	0	0	1,246,385	34.58	1,246,385	0	1,246,385	34.58	0	34.58	0	0.00	NA	NA	1,218,583
	Total Public Shareholding(B)= (B)(1)+(B)(2)+(B)(3)		8,122	1,246,926	0	0	1,246,926	34.60	1,246,926	0	1,246,926	34.60	0	34.60	0	0.00	NA	NA	1,218,893




Table IV - Statement showing shareholding pattern of the Non Promoter - Non Public Shareholder

Category & Name of the Shareholders (I)	PAN (II)	No. of shareholder (III)	No. of fully paid up equity shares held (IV)	Partly paid-up equity shares held (V)	Nos. of shares underlying Depository Receipts (VI)	Total nos. shares held (VII = IV+V+VI)	Shareholding % calculated as per SCRR, 1957 As a % of (A+B+C2) (VIII)	Number of Voting Rights held in each class of securities (IX)			No. of Shares Underlying Outstanding convertible securities (including Warrants) (X)	Total Shareholding, as a % assuming full conversion of convertible securities (as a percentage of diluted share capital) (XI)	Number of Locked in shares (XII)		Number of Shares pledged or otherwise encumbered(XIII)		Number of equity shares held in dematerialized form (XIV)	
								No of Voting Rights					Total as a % of Total Voting rights	No. (a)	As a % of total Shares held (b)	No. (Not Applicable)		As a % of total Shares held (Not applicable)(b)
								Class eg : X	Class: Y	Total								
(C1) Custodian/DR Holder		0	0	0	0	0	0	0	0	0	0	0	0	0	0	0	0	0
(C2) Employee Benefit Trust (under SEBI (Share based Employee Benefit) Regulations, 2014)	0	0	0	0	0	0	0	0	0	0	0	0	0	0	0	0	0	0
Total Non-Promoter-Non-Public Shareholding (C)= (C)(1)+(C)(2)		0	0	0	0	0	0	0	0	0	0	0	0	0	0	0	0	0

Date : 21st January, 2016

For JK Agri Genetics Ltd.



Anoop
Anoop Singh Gusain
Company Secretary