

JKAGL: SECTL: SE: 2015

20th October 2015

BSE Ltd.
Phiroze Jeejeebhoy Towers
Dalal Street, Fort
Mumbai-400 001

Scrip Code: 536493

Submitted through: BSE Listing Centre


Dear Sirs,

Re: Clause 35 of the Listing Agreement

In terms of Clause 35 of the Listing Agreement, we enclose herewith 'Shareholding Pattern' in the prescribed format, as at the quarter ended 30th September 2015.

Thanking you,

Yours faithfully,
For JK Agri Genetics Ltd.




(Anoop Singh Gusain)
Company Secretary


Encl: As above

Introductory sub-table (I)(a)

Name of the Company: JK AGRI GENETICS LTD.			
Scrip Code, Name of the scrip, Class of security: BSE: 536493; EQUITY SHARES			
Quarter ended: 30th September 2015			
Partly paid-up shares:-			
	No. of partly paid-up shares	As a % of total no. of partly paid-up shares	As a % of total no. of shares of the company
Held by promoter/promoter group			
Held by public			
Total			NOT APPLICABLE
Outstanding convertible securities:-			
	No. of outstanding securities	As a % of total no. of outstanding convertible securities	As a % of total no. of shares of the company, assuming full conversion of the convertible securities
Held by promoter/promoter group			
Held by public			
Total			NOT APPLICABLE
Warrants:-			
	No. of warrants	As a % of total no. of warrants	As a % of total no. of shares of the company, assuming full conversion of warrants
Held by promoter/promoter group			
Held by public			
Total			NOT APPLICABLE
Total paid-up capital of the company, assuming full conversion of warrants and convertible securities			
	No. of Equity Shares		
	3603906		100



Statement Showing Shareholding Pattern								
Category code	Category of Shareholder	Number of Shareholders	Table (I)(a)		Total shareholding as a percentage of total number of shares		Shares Pledged or otherwise encumbered	
			Total number of shares	Number of shares held in dematerialized form	As a percentage of (A+B) ¹	As a percentage of (A+B+C)	Number of shares	As a percentage (IX)= (VIII)/(IV)*100
(I)	(II)	(III)	(IV)	(V)	(VI)	(VII)	(VIII)	(IX)= (VIII)/(IV)*100
(A)	Shareholding of Promoter and Promoter Group²							
1	Indian							
(a)	Individuals/ Hindu Undivided Family	14	57147	57147	1.59	1.59	-	-
(b)	Central Government/ State Government(s)	-	-	-	-	-	-	-
(c)	Bodies Corporate	5	2299833	2299833	63.81	63.81	-	-
(d)	Financial Institutions/ Banks	-	-	-	-	-	-	-
(e)	Any Others(Specify)	-	-	-	-	-	-	-
(e-i)								
(e-ii)								
	Sub Total(A)(1)	19	2356980	2356980	65.40	65.40	-	-
2	Foreign							
a	Individuals (Non-Residents Individuals/ Foreign Individuals)	-	-	-	-	-	-	-
b	Bodies Corporate	-	-	-	-	-	-	-
c	Institutions	-	-	-	-	-	-	-
d	Qualified Foreign Investors	-	-	-	-	-	-	-
e	Any Others(Specify)	-	-	-	-	-	-	-
e-i								
d-ii								
	Sub Total(A)(2)	-	-	-	-	-	-	-
	Total Shareholding of Promoter and Promoter Group (A)= (A)(1)+(A)(2)	19	2356980	2356980	65.40	65.40	-	-



(B)	Public shareholding							N.A.	N.A.
1	Institutions							N.A.	N.A.
(a)	Mutual Funds/ UTI	5	243	207	0.01	0.01			
(b)	Financial Institutions / Banks	12	268	88	0.01	0.01			
(c)	Central Government/ State Government(s)	-	-	-	-	-			
(d)	Venture Capital Funds	-	-	-	-	-			
(e)	Insurance Companies	3	30	15	0.00	0.00			
(f)	Foreign Institutional Investors	-	-	-	-	-			
(g)	Foreign Venture Capital Investors	-	-	-	-	-			
(h)	Qualified Foreign Investors	-	-	-	-	-			
i	Any Other (specify)								
(i-i)									
(i-ii)									
	Sub-Total (B)(1)	20	541	310	0.02	0.02			
B 2	Non-institutions							N.A.	N.A.
(a)	Bodies Corporate	162	475338	475000	13.19	13.19			
(b)	Individuals								
I	Individuals -i. Individual shareholders holding nominal share capital up to Rs 1 lakh	7917	368380	340748	10.22	10.22			
II	ii. Individual shareholders holding nominal share capital in excess of Rs. 1 lakh.	4	164485	164485	4.56	4.56			
(c)	Qualified Foreign Investors	-	-	-	-	-			
(d)	Any Other (specify)								
(d-i)	Clearing Members	12	615	615	0.02	0.02			
(d-ii)	Directors & Relatives (other than Promoter)	1	3	3	0.00	0.00			
(d-iii)	Overseas Corporate Body	1	217749	217749	6.04	6.04			
(d-iv)	Non-Resident Indian	68	19689	19547	0.55	0.55			
(d-v)	Trust	2	126	126	0.00	0.00			
	Sub-Total (B)(2)	8167	1246385	1218273	34.58	34.58			

(B)	Total Public Shareholding (B)= (B)(1)+(B)(2)	8187	1246926	1218583	34.60	34.60	N.A.	N.A.
	TOTAL (A)+(B)	8206	3603906	3575563	100.00	100.00		
(C)	Shares held by Custodians and against which Depository Receipts have been issued				N.A.		N.A.	N.A.
1	Promoter and Promoter Group	-	-	-	-	-		
2	Public	-	-	-	-	-		
	Sub-Total (C)	-	-	-	-	-		
	GRAND TOTAL (A)+(B)+(C)	8206	3603906	3575563	100.00	100.00	-	-



(I)(b) Statement showing holding of securities (including shares, warrants, convertible securities) of persons belonging to the category "Promoter and Promoter Group"

Sr. No.	Name of the Shareholder	Details of Shares held		Encumbered shares (*)			Details of warrants		Details of convertible securities		Total shares (including underlying shares assuming full conversion of warrants and convertible securities) as a % of diluted share capital
		Number of shares held	As a % of grand total (A)+(B)+(C)	No.	As a %	As a % of grand total (A)+(B)+(C) of sub-clause (I)(a)	Number of warrants held	As a % total number of warrants of the same class	Number of convertible securities held	As a % total number of convertible securities of the same class	
(i)	(ii)	(iii)	(iv)	(v)	(vi)=(v)/(i) ii)*100	(vii)	(viii)	(ix)	(x)	(xi)	(xii)
	Promoter										
1	Bengal & Assam Company Ltd.	799533	22.19	-	-	-	-	-	-	-	22.19
	Promoter Group										
2	Shri Hari Shankar Singhania (since deceased)**	11986	0.33	-	-	-	-	-	-	-	0.33
3	Shri Bharat Hari Singhania	7852	0.22	-	-	-	-	-	-	-	0.22
4	Dr. Raghupati Singhania	2544	0.07	-	-	-	-	-	-	-	0.07
5	Shri Harsh Pati Singhania	744	0.02	-	-	-	-	-	-	-	0.02
6	Shri Vikrampati Singhania	744	0.02	-	-	-	-	-	-	-	0.02
7	Smt. Sunanda Singhania	9000	0.25	-	-	-	-	-	-	-	0.25
8	Smt. Vinita Singhania	903	0.03	-	-	-	-	-	-	-	0.03
9	Shri Anshuman Singhania	693	0.02	-	-	-	-	-	-	-	0.02
10	Shri Shrivats Singhania	94	0.00	-	-	-	-	-	-	-	0.00
11	Shri Anshuman Singhania (Karta of Shripati Singhania HUF)	11172	0.31	-	-	-	-	-	-	-	0.31
12	Shri Bharat Hari Singhania (HUF)	3420	0.09	-	-	-	-	-	-	-	0.09
13	Dr. Raghupati Singhania (HUF)	1200	0.03	-	-	-	-	-	-	-	0.03
14	Shri Harsh Pati Singhania (HUF)	3420	0.09	-	-	-	-	-	-	-	0.09
15	Shri Vikrampati Singhania (HUF)	3375	0.09	-	-	-	-	-	-	-	0.09
16	Florence Investech Ltd.	1500000	41.62	-	-	-	-	-	-	-	41.62
17	BMF Investments Ltd.	100	0.00	-	-	-	-	-	-	-	0.00
18	Nav Bharat Vanijya Ltd.	100	0.00	-	-	-	-	-	-	-	0.00
19	Accurate Finman Services Ltd.	100	0.00	-	-	-	-	-	-	-	0.00
	TOTAL	2356980	65.40	-	-	-	-	-	-	-	65.40

(*) The term "encumbrance" has the same meaning as assigned to it in regulation 28(3) of the SAST Regulations, 2011

** Pursuant to the Probate granted by the Hon'ble High Court of Bombay, 11986 Equity Shares held by Late Shri Hari Shankar Singhania, one of the constitutents of the Promoter Group of the Company, which were temporarily vested with the executors to the Estate of Late Shri Hari Shankar Singhania, have been transmitted to Hari Shankar Singhania Holings Pvt. Ltd., one of the constitutents of the Promoter Group in terms of his will dated 24/06/2004 read with aforesaid probate, on 06/10/15.



(I)(c)(i) Statement showing holding of securities (including shares, warrants, convertible securities) of persons belonging to the category "Public" and holding more than 1% of the total number of shares

Sr. No.	Name of the shareholder	Number of shares held	Shares as a percentage of total number of shares {i.e., Grand Total (A)+(B)+(C) indicated in Statement at para (I)(a) above}	Details of warrants		Details of convertible securities		Total shares (including underlying shares assuming full conversion of warrants and convertible securities) as a % of diluted share capital
				Number of warrants held	As a % total number of warrants of the same class	Number of convertible securities held	% w.r.t total number of convertible securities of the same class	
1	Alchemist Capital Limited	105000	2.91	-	-	-	-	2.91
2	Alchemist Holding Limited	104528	2.90	-	-	-	-	2.90
3	KDS Corporation Private Limited	89126	2.47	-	-	-	-	2.47
4	Shah Bahubali Shantilal	114288	3.17	-	-	-	-	3.17
5	Edgefield Securities Limited	217749	6.04	-	-	-	-	6.04
TOTAL		630691	17.50	-	-	-	-	17.50



(I)(c)(ii) Statement showing holding of securities (including shares, warrants, convertible securities) of persons (together with PAC) belonging to the category "Public" and holding more than 5% of the total number of shares of the company

Sr. No.	Name(s) of the shareholder(s) and the Persons Acting in Concert (PAC) with them	Number of shares	Shares as a percentage of total number of shares {i.e., Grand Total (A)+(B)+(C) indicated in Statement at para (I)(a) above}	Details of warrants		Details of convertible securities		Total shares (including underlying shares assuming full conversion of warrants and convertible securities) as a % of diluted share capital
				Number of warrants	As a % total number of warrants of the same class	Number of convertible securities held	% w.r.t total number of convertible securities of the same class	
1	Edgefield Securities Limited	217749	6.04	-	-	-	-	6.04
Total		217749	6.04					6.04



(I)(d) Statement showing details of locked-in shares

Sr. No.	Name of the shareholder	Number of locked-in shares	Locked-in shares as a percentage of total number of shares {i.e., Grand Total (A)+(B)+(C) indicated in Statement at para (I)(a) above}	Promoter/Promoter Group/ Public
1	NOT APPLICABLE			
2				
TOTAL				

(II)(a) Statement showing details of Depository Receipts (DRs)

Sr. No.	Type of outstanding DR (ADRs, GDRs, SDRs, etc.)	Number of outstanding DRs	Number of shares underlying outstanding DRs	Shares underlying outstanding DRs as a percentage of total number of shares {i.e., Grand Total (A)+(B)+(C) indicated in Statement at para (I)(a) above}
1	NOT APPLICABLE			
2				
TOTAL				

(II)(b) Statement showing holding of Depository Receipts (DRs), where underlying shares held by "promoter/promoter group" are in excess of 1% of the total number of shares


Sr. No.	Name of the DR Holder	Type of outstanding DR (ADRs, GDRs, SDRs, etc.)	Number of shares underlying outstanding DRs	Shares underlying outstanding DRs as a percentage of total number of shares {i.e., Grand Total (A)+(B)+(C) indicated in Statement at para (I)(a) above}
1	NOT APPLICABLE			
2				
TOTAL				



III (a) Statement showing the voting pattern of shareholders, if more than one class of shares/securities is issued by the Issuer

Not Applicable as the Company has issued only one class of Equity Shares with equal voting rights.

For JK Agri Genetics Ltd.



Anoop Singh Gusain
(Company Secretary)

Place: New Delhi
Date: 20/10/2015