

Shareholding Pattern under Regulation 31 of SEBI (Listing Obligations and Disclosure Requirements Regulations) 2015

1. Name of Listed Entity: **JK Agri Genetics Ltd.**
2. Scrip Code/Name of Scrip/Class of Security : **536493/ Equity Shares**
3. Share Holding Pattern Filed under Regulation 31(1)(b) for the Quarter ended : **31st December, 2016**
4. Declaration : The Listed entity is required to submit the following declaration to the extent of submission of information:-

	Particulars	Yes*	No*
1	Whether the Listed Entity has issued any partly paid up shares?	-	No
2	Whether the Listed Entity has issued any Convertible Securities or Warrants?	-	No
3	Whether the Listed Entity has any shares against which depository receipts are issued?	-	No
4	Whether the Listed Entity has any shares in locked-in?	-	No
5	Whether any shares held by promoters are pledge or otherwise encumbered?	-	No

* If the Listed Entity selects the option 'No' for the questions above, the columns for the partly paid up shares, Outstanding Convertible Securities/ Warrants, depository receipts, locked-in shares, No of shares pledged or otherwise encumbered by promoters, as applicable, shall not be displayed at the time of dissemination on the Stock Exchange website. Also whenever there is 'No' declared by Listed Entity in above table the values will be considered as 'Zero' by default on submission of the format of holding of specified securities.

5. The tabular format for disclosure of holding of specified securities is as follows:





Table I - Summary Statement holding of specified securities

Category (I)	Category of shareholder (II)	Nos. of shareholders (III)	No. of fully paid up equity shares held (IV)	No. of Partly paid-up equity shares held (V)	No. of shares underlying Depository Receipts (VI)	Total nos. shares held (VII) = (IV)+(V)+(VI)	Shareholding as a % of total no. of shares (calculated as per SCRR, 1957) (VIII) As a % of (A+B+C2)	Number of Voting Rights held in each class of securities (IX)				No. of Shares Underlying Outstanding convertible securities (including Warrants) (X)	Shareholding, as a % assuming full conversion of convertible securities (as a percentage of diluted share capital) (XI) = (VII)+(X) As a % of (A+B+C2)	Number of Locked in shares (XII)		Number of Shares pledged or otherwise encumbered (XIII)		Number of equity shares held in dematerialized form (XIV)
								No of Voting Rights			Total as a % of (A+B+C)			No. (a)	As a % of total Shares held (b)	No. (a)	As a % of total Shares held (b)	
								Class eg : X	Class eg:y	Total								
(A)	Promoter & Promoter Group	19	2,356,980	0	0	2,356,980	65.40	2,356,980	0	2,356,980	65.40	0	65.40	0	0.00	NA	NA	2,356,980
(B)	Public	8,226	1,246,926	0	0	1,246,926	34.60	1,246,926	0	1,246,926	34.599	0	34.60	0	0	NA	NA	1,219,807
(C)	Non Promoter-Non Public	0	0	0	0	0	0.00	0	0	0	0.00	0	0.00	0	0.00	NA	NA	0
(C1)	Shares underlying DRs	0	0	0	0	0	NA	0	0	0	0.00	0	0.00	0	0.00	NA	NA	0
(C2)	Shares held by Employee Trusts	0	0	0	0	0	0.00	0	0	0	0.00	0	0.00	0	0.00	NA	NA	0
	Total	8245	3,603,906	0	0	3,603,906	100.00	3,603,906	0	3,603,906	100.00	0	100.00	0	0.00	NA	NA	3,576,787



Table II - Statement showing shareholding pattern of the Promoter and Promoter Group

	Category & Name of the Shareholders (I)	PAN (II)	No. of shareholder (III)	No. of fully paid up equity shares held (IV)	Partly paid-up equity shares held (V)	Nos. of shares underlying Depository Receipts (VI)	Total nos. shares held (VII = IV+V+VI)	Shareholding % calculated as per SCRR, 1957 As a % of (A+B+C2) (VIII)	Number of Voting Rights held in each class of securities (IX)			No. of Shares Underlying Outstanding convertible securities (including Warrants) (X)	Shareholding, as a % assuming full conversion of convertible securities (as a percentage of diluted share capital) (XI) = (VII)+(X) as a % of A+B+C2	Number of Locked in shares (XII)		Number of Shares pledged or otherwise encumbered (XIII)		Number of equity shares held in dematerialized form (XIV)	
									No of Voting Rights					Total as a % of Total Voting rights	No. (a)	As a % of total Shares held (b)	No. (a)		As a % of total Shares held (b)
									Class eg : X	Class:Y	Total								
(A1)	Indian																		
(a)	Individuals/Hindu Undivided Family		13	45,161	0	0	45,161	1.25	45,161	0	45,161	1.25	0	1.25	0	0.00	0	0.00	45,161
	Promoter Group																		
1	Bharat Hari Singhania			7,852	0	0	7,852	0.22	7,852	0	7,852	0.22	0	0.22	0	0.00	0	0.00	7,852
2	Raghupati Singhania			2,544	0	0	2,544	0.07	2,544	0	2,544	0.07	0	0.07	0	0.00	0	0.00	2,544
3	Harsh Pati Singhania			744	0	0	744	0.02	744	0	744	0.02	0	0.02	0	0.00	0	0.00	744
4	Vikrampati Singhania			744	0	0	744	0.02	744	0	744	0.02	0	0.02	0	0.00	0	0.00	744
5	Sunanda Singhania			9,000	0	0	9,000	0.25	9,000	0	9,000	0.25	0	0.25	0	0.00	0	0.00	9,000
6	Vinita Singhania			903	0	0	903	0.03	903	0	903	0.03	0	0.03	0	0.00	0	0.00	903
7	Anshuman Singhania			693	0	0	693	0.02	693	0	693	0.02	0	0.02	0	0.00	0	0.00	693
8	Shrivats Singhania			94	0	0	94	0.00	94	0	94	0.00	0	0.00	0	0.00	0	0.00	94
9	Anshuman Singhania (Karta of Shripati Singhania HUF)			11,172	0	0	11,172	0.31	11,172	0	11,172	0.31	0	0.31	0	0.00	0	0.00	11,172
10	Bharat Hari Singhania (HUF)			3,420	0	0	3,420	0.09	3,420	0	3,420	0.09	0	0.09	0	0.00	0	0.00	3,420
11	Raghupati Singhania (HUF)			1,200	0	0	1,200	0.03	1,200	0	1,200	0.03	0	0.03	0	0.00	0	0.00	1,200
12	Harsh Pati Singhania (HUF)			3,420	0	0	3,420	0.09	3,420	0	3,420	0.09	0	0.09	0	0.00	0	0.00	3,420
13	Vikrampati Singhania (HUF)			3,375	0	0	3,375	0.09	3,375	0	3,375	0.09	0	0.09	0	0.00	0	0.00	3,375
(b)	Central Government/State Government(s)		0	0	0	0	0	0.00	0	0	0	0.00	0	0.00	0	0.00	0	0.00	0



	Category & Name of the Shareholders (I)	PAN (II)	No. of shareholder (III)	No. of fully paid up equity shares held (IV)	Partly paid-up equity shares held (V)	Nos. of shares underlying Depository Receipts (VI)	Total nos. shares held (VII = IV+V+VI)	Shareholding % calculated as per SCRR, 1957 As a % of (A+B+C2) (VIII)	Number of Voting Rights held in each class of securities (IX)			No. of Shares Underlying Outstanding convertible securities (including Warrants) (X)	Shareholding, as a % assuming full conversion of convertible securities (as a percentage of diluted share capital) (XI) = (VII)+(X) as a % of A+B+C2	Number of Locked in shares (XII)		Number of Shares pledged or otherwise encumbered (XIII)		Number of equity shares held in dematerialized form (XIV)	
									No of Voting Rights					Total as a % of Total Voting rights	No. (a)	As a % of total Shares held (b)	No. (a)		As a % of total Shares held (b)
									Class eg : X	Class:Y	Total								
(c)	Financial Institutions/Banks		0	0	0	0	0.00	0	0	0	0.00	0	0.00	0	0.00	0	0.00	0	
(d)	Any Others: Body Corporate		6	2,311,819	0	0	2,311,819	64.15	2,311,819	0	2,311,819	64.15	0	64.15	0	0.00	0	0.00	2,311,819
	Promoter																		
1	Bengal & Assam Company Ltd.			799,533	0	0	799,533	22.19	799,533	0	799,533	22.19	0	22.19	0	0.00	0	0.00	799,533
	Promoter Group																		
2	Accurate Finman Services Ltd.			100	0	0	100	0.00	100	0	100	0.00	0	0.00	0	0.00	0	0.00	100
3	Nav Bharat Vanija Ltd.			100	0	0	100	0.00	100	0	100	0.00	0	0.00	0	0.00	0	0.00	100
4	BMF Investments Ltd.			100	0	0	100	0.00	100	0	100	0.00	0	0.00	0	0.00	0	0.00	100
5	Florence Investech Ltd.			1,500,000	0	0	1,500,000	41.62	1,500,000	0	1,500,000	41.62	0	41.62	0	0.00	0	0.00	1,500,000
6	Hari Shankar Singhania Holdings Pvt. Ltd.			11,986	0	0	11,986	0.33	11,986	0	11,986	0.33	0	0.33	0	0.00	0	0.00	11,986
	Sub-Total(A)(1)		19	2,356,980	0	0	2,356,980	65.40	2,356,980	0	2,356,980	65.40	0	65.40	0	0.00	0	0.00	2,356,980
(A2)	Foreign		0	0	0	0	0	0.00	0	0	0	0.00	0	0.00	0	0.00	0	0.00	0
(a)	Individuals (Non-Resident Individuals/ Foreign Individuals)		0	0	0	0	0	0.00	0	0	0	0.00	0	0.00	0	0.00	0	0.00	0
(b)	Government		0	0	0	0	0	0.00	0	0	0	0.00	0	0.00	0	0.00	0	0.00	0
(c)	Institutions		0	0	0	0	0	0.00	0	0	0	0.00	0	0.00	0	0.00	0	0.00	0
(d)	Foreign Portfolio Investor		0	0	0	0	0	0.00	0	0	0	0.00	0	0.00	0	0.00	0	0.00	0
(e)	Any Others (specify)		0	0	0	0	0	0.00	0	0	0	0.00	0	0.00	0	0.00	0	0.00	0
	Sub-Total (A)(2)		0	0	0	0	0	0.00	0	0	0	0.00	0	0.00	0	0.00	0	0.00	0
	Total Shareholding of Promoter and Promoter Group (A)= (A)(1)+(A)(2)		19	2,356,980	0	0	2,356,980	65.40	2,356,980	0	2,356,980	65.40	0	65.40	0	0.00	0	0.00	2,356,980





Table III - Statement showing shareholding pattern of the Public Shareholder

Category & Name of the Shareholders (I)	PAN (II)	No. of shareholders (III)	No. of fully paid up equity shares held (IV)	Partly paid-up equity shares held (V)	Nos. of shares underlying Depository Receipts (VI)	Total nos. shares held (VII = IV+V+VI)	Shareholding % calculated as per SCRR, 1957 As a % of (A+B+C2) (VIII)	Number of Voting Rights held in each class of securities (IX)			No. of Shares Underlying Outstanding convertible securities (including Warrants) (X)	Total Shareholding, as a % assuming full conversion of convertible securities (as a percentage of diluted share capital) (XI)	Number of Locked in shares (XII)		Number of Shares pledged or otherwise encumbered (XIII)		Number of equity shares held in dematerialized form (XIV)	
								No of Voting Rights					Total as a % of Total Voting rights	No. (a)	As a % of total Shares held (b)	No. (a)		As a % of total Shares held (NA)(b)
								Class eg : X	Class :Y	Total								
(B1) Institutions																		
(a) Mutual Fund		5	243	-	-	243	0.01	243	0	243	0.01	0	0.01	0	0.00	NA	NA	207
(b) Venture Capital Funds		0	0	0	0	0	0.00	0	0	0	0.00	0	0.00	0	0.00	NA	NA	0
(c) Alternate investment Funds		0	0	0	0	0	0.00	0	0	0	0.00	0	0.00	0	0.00	NA	NA	0
(d) Foreign Venture Capital Investors		0	0	0	0	0	0.00	0	0	0	0.00	0	0.00	0	0.00	NA	NA	0
(e) Foreign Portfolio Investors		0	0	0	0	0	0.00	0	0	0	0.00	0	0.00	0	0.00	NA	NA	0
(f) Financial Institutions/ Banks		12	268	0	0	268	0.01	268	0	268	0.01	0	0.01	0	0.00	NA	NA	88
(g) Insurance Companies		3	30	0	0	30	0.00	30	0	30	0.00	0	0.00	0	0.00	NA	NA	15
(h) Provident Funds/ Pension Funds		0	0	0	0	0	0.00	0	0	0	0.00	0	0.00	0	0.00	NA	NA	0
(i) Any Others (specify)		0	0	0	0	0	0.00	0	0	0	0.00	0	0.00	0	0.00	NA	NA	0
Sub-Total(B)(1)		20	541	0	0	541	0.02	541	0	541	0.02	0	0.02	0	0.00	NA	NA	310
(B2) Central Government/ State Government(s)/ President of India		0	0	0	0	0	0.00	0	0	0	0.00	0	0.00	0	0.00	NA	NA	0
Sub-Total (B)(2)		0	0	0	0	0	0.00	0	0	0	0.00	0	0.00	0	0.00	NA	NA	0
(B3) Non-institutions																		
(a) (i) Individual shareholders holding nominal share capital up to Rs. 2 lakhs.		7,946	423,031	0	0	423,031	11.74	423,031	0	423,031	11.74	0	11.74	0	0.00	NA	NA	396,608
(a) (ii) Individual shareholders holding nominal share capital in excess of Rs. 2 lakhs: (1) Bahubalibhai Shantilal Shah		1	115,615	0	0	115,615	3.21	115,615	0	115,615	3.21	0	3.21	0	0.00	NA	NA	115,615
(2) Others		2	53,739	0	0	53,739	1.49	53,739	0	26,000	0.72	0	1.49	0	0.00	NA	NA	53,739



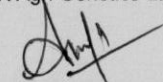
Category & Name of the Shareholders (I)	PAN (II)	No. of shareholders (III)	No. of fully paid up equity shares held (IV)	Partly paid-up equity shares held (V)	Nos. of shares underlying Depository Receipts (VI)	Total nos. shares held (VII = IV+V+VI)	Shareholding % calculated as per SCRR, 1957 As a % of (A+B+C2) (VIII)	Number of Voting Rights held in each class of securities (IX)				No. of Shares Underlying Outstanding convertible securities (including Warrants) (X)	Total Shareholding, as a % assuming full conversion of convertible securities (as a percentage of diluted share capital) (XI)	Number of Locked in shares (XII)		Number of Shares pledged or otherwise encumbered (XIII)		Number of equity shares held in dematerialized form (XIV)
								No of Voting Rights			Total as a % of Total Voting rights			No. (a)	As a % of total Shares held (b)	No. (a)	As a % of total Shares held (NA)(b)	
								Class eg : X	Class :Y	Total								
(b) NBFCs registered with RBI		0	0	0	0	0	0.00	0	0	0	0.00	0	0.00	0	0.00	NA	NA	0
(c) Employee Trusts		0	0	0	0	0	0.00	0	0	0	0.00	0	0.00	0	0.00	NA	NA	0
(d) Overseas Depositories (holding DRs) (balancing figure)		0	0	0	0	0	0.00	0	0	0	0.00	0	0.00	0	0.00	NA	NA	0
e(i) Any Other: Body Corporates																		
(1) Alchemist Capital Ltd.		1	105,000	0	0	105,000	2.91	105,000	0	105,000	2.91	0	2.91	0	0.00	NA	NA	105,000
(2) Alchemist Holdings Ltd.		1	104,528	0	0	104,528	2.90	104,528	0	104,528	2.90	0	2.90	0	0.00	NA	NA	104,528
(3) KDS Corporation Pvt. Ltd.		1	89,126	0	0	89,126	2.47	89,126	0	89,126	2.47	0	2.47	0	0.00	NA	NA	89,126
(4) Body Corporate Others		160	118967	0	0	118967	4.05	118967	0	118967	4.05	0	4.05	0	0.00	NA	NA	118641
e(ii) Edgefield Securities Ltd. Overseas Corporate Body		1	217,749	0	0	217,749	6.04	217,749	0	217,749	6.04	0	6.04	0	0.00	NA	NA	217,749
e(iii) Non Resident Indians - Repatriable		45	16,399	0	0	16,399	0.46	16,399	0	16,399	0.46	0	0.46	0	0.00	NA	NA	16,399
Non Resident Indians - Non Repatriable		46	2,105	0	0	2,105	0.06	2,105	0	2,105	0.06	0	0.06	0	0.00	NA	NA	2,105
e(iv) Trust		2	126	0	0	126	0.00	126	0	126	0.00	0	0.00	0	0.00	NA	NA	126
Sub-Total (B)(3)		8,206	1,246,385	0	0	1,246,385	34.58	1,246,385	0	1,246,385	34.58	0	34.58	0	0.00	NA	NA	1,219,497
Total Public Shareholding(B)= (B)(1)+(B)(2)+(B)(3)		8,226	1,246,926	0	0	1,246,926	34.60	1,246,926	0	1,246,926	34.60	0	34.60	0	0.00	NA	NA	1,219,807



Table IV - Statement showing shareholding pattern of the Non Promoter - Non Public Shareholder																			
	Category & Name of the Shareholders (I)	PAN (II)	No. of shareholder (III)	No. of fully paid up equity shares held (IV)	Partly paid-up equity shares held (V)	Nos. of shares underlying Depository Receipts (VI)	Total nos. shares held (VII = IV+V+VI)	Shareholding % calculated as per SCRR, 1957 As a % of (A+B+C2) (VIII)	Number of Voting Rights held in each class of securities (IX)			No. of Shares Underlying Outstanding convertible securities (including Warrants) (X)	Total Shareholding, as a % assuming full conversion of convertible securities (as a percentage of diluted share capital) (XI)	Number of Locked in shares (XII)		Number of Shares pledged or otherwise encumbered(XIII)		Number of equity shares held in dematerialized form (XIV)	
									No of Voting Rights					Total as a % of Total Voting rights	No. (a)	As a % of total Shares held (b)	No. (Not Applicable)		As a % of total Shares held (Not applicable)(b)
									Class eg : X	Class: Y	Total								
(C1)	Custodian/DR Holder		0	0	0	0	0	0	0	0	0	0	0	0	0	NA	NA	0	
(C2)	Employee Benefit Trust (under SEBI (Share based Employee Benefit) Regulations, 2014)	0	0	0	0	0	0	0	0	0	0	0	0	0	0	NA	NA	0	
	Total Non-Promoter-Non-Public Shareholding (C)= (C)(1)+(C)(2)		0	0	0	0	0	0	0	0	0	0	0	0	0	NA	NA	0	

Date : 18th January, 2017

For JK Agri Genetics Ltd.



Anoop Singh Gusain
Company Secretary